

# How to sort your waste

**THE NEW** WASTE SORTINGSYSTEM for the Morsø Municipality





# PAPER

This bin is emptied every 4 weeks.



## **PAPER:**

- Newspapers
- Wrapping paper
- Envelopes
- Journals
- Printer paper
- Advertisements
- Telephone books
- Magazines



## **NO THANKS:**

- Christmas wrapping paper
- Laminated paper
- Paper with food waste on it
- Paper with plastic attached
- Strings and ribbons
- Wet paper

**Items should be placed in the container loose, not in bags or boxes.**

## **CHECK THE PHOTO**

These lists of paper products are not exhaustive. Check the photos to get an idea of the kinds of paper products you can recycle.



# CARDBOARD

This bin is emptied every 4 weeks.



## CARDBOARD:

- Corrugated cardboard
- Moving/storage boxes
- Cardboard tubes
- Shipping boxes
- Toilet paper rolls
- Egg cartons
- Breakfast product boxes
- Tea bag boxes



## NO THANKS:

- Food and drink cartons
- Laminated cardboard
- Milk cartons
- Cardboard with food waste on it
- Cardboard with plastic attached
- Pizza boxes
- Strings and ribbons
- Tar cardboard
- Wet cardboard

**Cut or tear large pieces of cardboard into smaller pieces to prevent them from getting stuck in the bin.**

**Items should be placed in the container loose, not in bags or boxes.**

## CHECK THE PHOTO

These lists of cardboard products are not exhaustive. Check the photos to get an idea of the kinds of cardboard products you can recycle.





# METAL

This bin is emptied every 4 weeks.



## FOOD CANS:

- Beans
- Cocktail sausages
- Liver pâté
- Sweet corn
- Mackerel
- Ready meals
- Soups
- Tomatoes
- Tomato paste
- Tuna and cod roe

## DRINK CANS:

- Iced coffee
- Cider
- Alcoholic drinks
- Energy drinks
- Chocolate milk
- Fizzy drinks
- Beer

## OTHER METAL ITEMS:

- Aluminium trays and similar items
- Bottle caps
- Metal from tea lights
- Coffee capsules/pods
- Screw caps
- Small pots and lids
- Small pans
- Tobacco tins

Items should be placed in the container loose, not in bags or boxes. Items should be empty and scraped clean.



## NO THANKS:

- Ammunition cases
- Electronics and cables
- Box ties
- Sharp and pointed objects, including needles, razor blades, and scalpels
- Aerosol cans
- Large and heavy objects over 3 kg or 50x50 cm
- Aluminium foil
- Nails and screws
- Pressurised containers

## CHECK THE PHOTO

The list of metals is not exhaustive. Check the photo to get an idea of the kinds of metals you can recycle.





# GLASS

This bin is emptied every 4 weeks.



## GLASS:

- Pickles
- Gherkins
- Mushrooms
- Chutneys
- Drinking glasses
- Creams
- Capers
- Potatoes
- Cosmetics
- Nutella
- Olives
- Peanut butter
- Pesto
- Beetroot
- Red cabbage
- Mustard
- Herring
- Jams and preserves
- Tomato sauce

## GLASS BOTTLES:

- Alcoholic drinks
- Brown sauce
- Ketchup
- Soft drinks
- Cooking oil
- Fizzy drinks
- Soy sauce
- Spirits
- Wine
- Wine vinegar
- Beer

Items should be placed in the container loose, not in bags or boxes. Items should be empty and scraped clean.



## NO THANKS:

- Light bulbs, including energy-saving bulbs
- Heat resistant glass, such as oven-safe dishes and glass from ovens and ceramic hobs
- Ceramics
- Crystal (leaded) glass
- Natural stone
- Flat glass (e.g., windscreens and window panes)
- Porcelain

## CHECK THE PHOTO

The list of glass types is not exhaustive. Check the photo to get an idea of the kinds of glass you can recycle.



# FOOD AND DRINK CARTONS

This bin is emptied every 4 weeks.



## FOOD AND DRINK CARTONS:

Beans	Milk
Chopped tomatoes	Sauces
Juice	Yoghurt
Cocoa	

To minimise waste, cut the tops off of cartons when only a quarter of the contents remains. This makes it easy to scrape out what's left inside.

Fold and flatten cartons so they take up less space.

Remove the screw tops from drink cartons and put them in the bin for plastics.

Items should be placed in the container loose, not in bags or boxes.



## NO THANKS:

- Bags for crisps
- Packaging from non-food and non-drink items
- Coffee bags/packaging
- Pizza boxes

## CHECK THE PHOTO

The list of food and drink cartons is not exhaustive. Check the photo to get an idea of the kinds of food and drink cartons you can recycle.



# PLASTIC

This bin is emptied every 4 weeks.



## PLASTIC TUBS:

Crème fraîche  
Cottage cheese  
Hair wax  
Ice cream  
Potato salad  
Prawns  
Red cabbage  
Sandwich salads  
Herring  
Butter tubs  
Spreadable cheese  
Yoghurt and skyr

## PLASTIC BOTTLES:

Hair conditioner  
Dressing  
Drinkable yoghurt  
Vinegar  
Hand soap  
Juice  
Washing-up liquid  
Shampoo  
Beer, water, and fizzy drinks

## PLASTIC JUGS:

Vinegar  
Juices and squashes  
Fabric softener  
Wiper fluid  
Laundry detergent  
Chemicals (empty, without caps)

## PLASTIC TRAYS:

Cream bun  
Fruits  
Cakes  
Eggs

## OTHER PLASTIC ITEMS:

Flower vases  
Jugs  
Carafes  
Screw caps

## PLASTIC FILM:

Bubble wrap  
Carrier bags  
Packaging film  
Freezer bags

Items should be placed in the container loose, not in bags or boxes. Items should be empty and scraped clean.



## NO THANKS:

Ammunition cases  
Brow shapers  
Soft PVC plastic items, such as garden hoses, rubber boots and paddling pools  
Bags to crisps  
Polystyrene

Hard PVC plastic items, such as drain pipes, sewer pipes and gutters  
Coffee bags/packaging  
Cables  
Melamine bowls  
Plastic tapes, threads, and strips  
Plastic film with food waste or meat juices on it

Plastic film with oil, paint or chemicals on it  
Plexiglass (acrylic)  
Styrofoam trays  
Bags for sweets  
Toothbrushes and toilet brushes  
Planting pots with soil inside  
Video cassettes

## CHECK THE PHOTO

The list of plastics is not exhaustive. Check the photo to get an idea of the kinds of plastic you can recycle.





# FOOD WASTE

This bin is emptied every 14 days.



## FOOD WASTE:

All foods without packaging  
Cut flowers  
Paper towels / kitchen roll  
Bones and carcasses  
Breads and cakes  
Cornflakes  
Fish  
Poultry  
Fruits and seeds  
Cereals  
Porridge  
Vegetables

Coffee grounds and filters  
Potato peels  
Potatoes  
Meat  
Nuts  
Cheese and other dairy products  
Pasta  
Sandwich fillings  
Rice  
Sauces and fats, in smaller quantities  
Tea bags, tea leaves, and tea filters  
Herbs  
Eggs and eggshells




## NO THANKS:

All types of

- glass and porcelain
- iron and metal
- cardboard
- plastic
- wood
- clothing
- aluminium foil

## CHECK THE PHOTO

The list of food waste items is not exhaustive. Check the photo to get an idea of what items you can put in this bin.



# OTHER WASTE

This bin is emptied every 14 days.



## **OTHER WASTE:**

- Ash from ashtrays and wood-fired ovens – in sealed bags
- Unclean metal, glass, and plastic packaging
- Nappies and sanitary towels in sealed plastic bags
- Disposable cleaning cloths
- Styrofoam / polystyrene trays
- Tea lights
- Gift ribbons
- Cat litter and pet waste in sealed plastic bags
- Meat trays (polystyrene trays)

- Paper plates
- Plastic cutlery
- Porcelain (wrapped appropriately)
- Potted plants
- Scrapers
- Aluminium foil
- Candles
- Vacuum cleaner bags
- Unclean paper, cardboard, and plastic film
- Gauze and cotton swabs
- Wine corks

## **CHECK THE PHOTO**

The list of non-recyclable waste items is not exhaustive. Check the photo to get an idea of what items you can put in this bin.



# TEXTILES

Bag collected the same day the bin for plastic is emptied.  
Remember to attach one of the provided address labels to the bag.



## TEXTILES

- Fragments of clothing
- Yarn scraps
- Reusable clothing not being sold or donated
- Worn out socks and underpants
- Worn out bedding and linens
- Stained and worn curtains and tablecloths
- Worn out towels
- Worn out shoes, bags, and belts
- Worn out clothing

Items should be placed in the plastic bag loose, not in extra bags or boxes.  
Clothing should be clean, but stains are acceptable.



## NO THANKS:

- Duvets and pillows
- Wet, damp, or mouldy textiles
- Nappies
- Textiles with paint or chemicals on them
- Textiles with electronic components
- Rugs

## CHECK THE PHOTO

The list of textiles is not exhaustive. Check the photo to get an idea of the kinds of textiles you can recycle.





# HAZARDOUS WASTE



## SMALL ELECTRONICS



The environmental box will be exchanged when it is brought to the collection point. Remember to place one of the provided address labels on the environmental box.



### HAZARDOUS WASTE:

- Batteries and light bulbs
- Disposable lighters
- Pesticides
- Chemicals with hazardous waste markings
- Lacquer and glue
- Leftover paint and oil
- Nail polish and perfumes
- Herbicides and fertilisers
- Printer cartridges
- Aerosol cans and caulking tubes
- Thermometers
- Wood treatments

### SMALL ELECTRONICS:

- Mobile phones
- Electronic toys
- Electronics with solar panels < 50 cm
- Electric toothbrushes
- Trimmers and clippers
- Battery-powered greeting cards
- Chargers and cables
- Shoes with lights and batteries
- Cameras and radios
- Pocket torches and bicycle lamps
- Electric tools
- Computers < 50 cm

### BATTERIES:

- Portable batteries, including:
- household batteries
  - rechargeable batteries
  - button cell batteries
  - tool batteries
  - mobile phone batteries
  - small batteries


You can dispose of used batteries in a clear plastic bag on top of your recycling container.

Place light bulbs in clear plastic bags before placing them in the environmental box. The contents of the box must not weigh more than 4 kg.



### NO THANKS:

- Ammunition
- Car batteries
- Electronics > 50 cm
- Fireworks
- Industrial batteries; e.g., from electric bicycles
- Needles
- LED and energy-saving bulbs
- Loose batteries
- Leftover medication and its packaging
- Organic peroxides
- Highly flammable cloths and liquids
- Sharp and pointed objects
- Products with screens
- Explosives
- Pressurised bottles
- Temperature exchange equipment



### CHECK THE PHOTO

The list of hazardous waste and small electronics is not exhaustive. Check the photo to get an idea of the kinds of hazardous waste and small electronics you can recycle.

Visit [www.mors.dk/affald](http://www.mors.dk/affald)

On our website, you'll find useful information about waste, recycling, and sorting. In the self-service section, you can quickly and easily handle a variety of waste-related tasks. You are always welcome to contact us by phone at 9970 7000.

**Morsø Municipality**  
**Jernbanevej 7**  
**7900 Nykøbing Mors**  
[www.mors.dk](http://www.mors.dk)

## FILLING YOUR BINS

- Split bins must not be filled above the divider in the centre.
- Bins with no divider must not be filled to the point that the lid cannot be closed completely.

## ACCESS ROAD AND COLLECTION POINT

On collection days, bins should be placed together at the collection point or in another place between the building and the public road. The collection vehicle must be able to stop within 50 metres of the bins to be emptied.

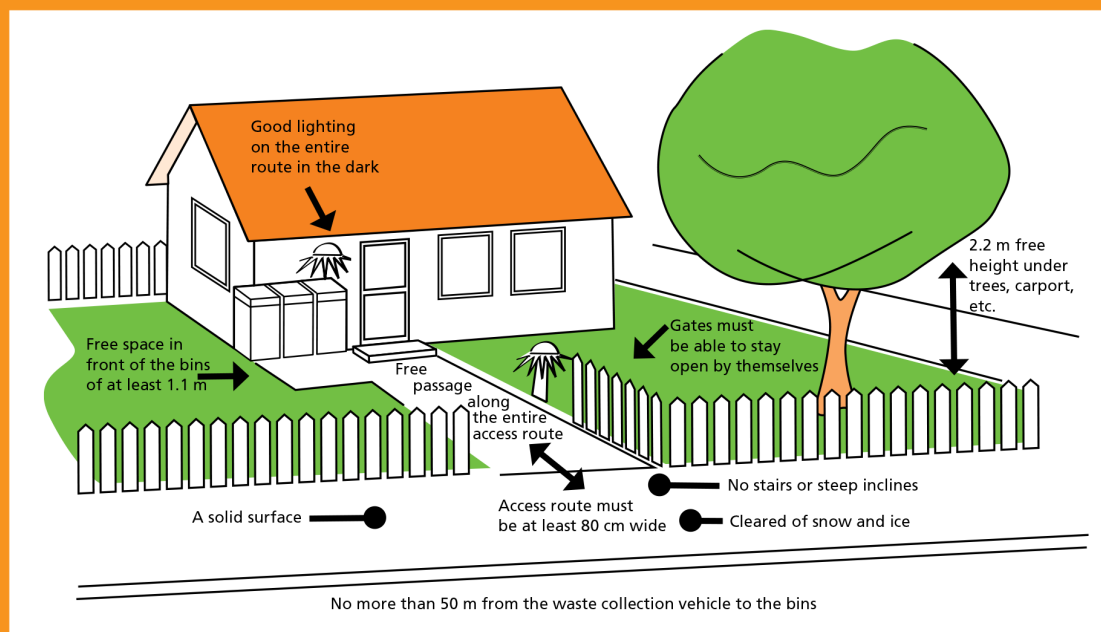
### Drivable surface

The collection point and the street used to access your waste bins must have a drivable

surface made of (e.g.) tile, asphalt, or concrete. The surface must be firm enough not to show wheel tracks from bins and trolleys.

The slope of the access road must not exceed 10%.

The illustration shows additional access road requirements.



You can read more about the Danish Working Environment Authority's requirements for collection points and access roads in DWEA Guideline D.2.24: Design and Use of Household Waste Systems. It can be found here: [www.mors.dk/arbejdstilsynet](http://www.mors.dk/arbejdstilsynet)